

CONCEPT

CRAFTED WITH
CONFIDENCE



MORE THAN JUST AN IDEA

You deserve the industry's highest-quality farm storage solutions delivered with incredible service at the best possible price.

Here at Concept, that's more than just a good idea.

That's our promise.



Building Bins & Relationships that Last

From the first call with our team to long after delivery, here's what you'll notice about us.

We really care.

From expert advice to personal support long after the sale, our commitment to you is to deliver a bin and an experience with us that goes far beyond your expectations.

We loved working with you guys.

Quick response time and quick delivery of bins was crucial to the success of our project.

Robin O'Mara
O'Mara Ag Equipment

The design and welds were **much better** than the other smooth wall bins we have on the farm.

We noticed right away the quality of Concept's bins was far superior to anything on the market.

Jeff Calder

From the sale to the installation... the **service was great.**

There was a noticeable difference felt walking on the roof from our other smooth wall bins.

Nathan Friesen
Friesen Farms

Engineered for Life on Your Farm

27" Auger Opening /
29" Vented Lid

10 & 12 Gauge Steel
Construction

Liquid Paint /
Epoxy Primer /
Polyurethane Finish Coat

21" Wide Skid Base



Ladder Rung Formed Grip

360° Adjustable Rack & Pinion
Slide Gate with Band Clamp

28" Gate to Ground Clearance

10 Yr Structural Warranty | 5 Yr Paint Warranty

We noticed right away the **quality of the build** of these bins and the heavy gauge of steel. Ladders are very comfortable, and we really like the ring around the top of bin lid!

Nathan Friesen | Friesen Farms



WIDE BASE

Widest Skid Base on the Market for Greater Stability & Safety





HEAVY DUTY

Minimum 10g/12g Steel Construction Exceeds Industry Standards - Heaviest in Market



SLIDE GATE

Rotating, Removable, Slide Gate Assembly for Ease of Use, Cleaning, Repair



Craftsmanship

When you love what you do, it shows! Our team relishes the opportunity to create storage solutions that last longer and look better than anything else on the market. Constructed with clean lines, smooth paint and a high gloss finish, our bins don't just reflect the pride you have in your own farm, but the incredible craftsmanship and attention to detail that went into it!

...will look to buy more Concept bins... they look great and the customer service was exceptional.

Quality

We brought the longevity secret that has driven the auto industry for decades, to the world of farm storage. Liquid paint provides far superior salt spray ratings and better edge protection for the prevention of rust than powder coating. Combined with a durable polyurethane gloss top coat, our painting process creates an eye-catching finish that protects your investment and crops for years to come.

WATCH THE VIDEO



I've been welding for over 12 years and I'm proud of what I've accomplished. I always shoot for the best...and the group of guys here just makes it that much better.

Cornie Sawatzky | Lead Hand Welder

Care

With deep roots in the ag community, we know that running a farm is hard, time-consuming work. So dealing with your suppliers shouldn't be. Through prompt, expert advice, our in-house logistics team, and after-sales care, we're creating a legacy of great customer service one yard at a time.



Concept Bins



GRAIN

UP TO 10,000 BUSHELS



FERTILIZER

INTERIOR COMMERCIAL GRADE EPOXY



SEED BIN

EXTRA CLEARANCE FROM BOTTOM GATE

Bin Specifications

“...the quality of Concept's bins was far superior to anything on the market.”

Grain, Fertilizer, Seed Bin Specs

Model	Bushels	Cubic Ft	Imp. Tons	Metric Tons	Bin Height	Min. Auger
14' Diameter 35 Degree Roof 45 Degree Hopper						
1405G/F/S	1171	1380	44	38	18'8"	36"
1410G/F/S	1826	2149	67	60	23'8"	46"
1415G/F/S	2481	2918	90	82	28'8"	46"
1420G/F/S	3135	3688	114	104	33'8"	56"
1425G/F/S	3789	4458	138	126	38'8"	71"
1430G/F/S	4443	5228	162	148	43'8"	81"
16' Diameter 35 Degree Roof 40 Degree Hopper						
1605G/F/S	1556	1830	57	52	19'2"	36"
1610G/F/S	2410	2835	88	80	24'2"	46"
1615G/F/S	3264	3840	119	108	29'2"	51"
1620G/F/S	4119	4845	150	136	34'2"	61"
1625G/F/S	4973	5851	181	165	39'2"	71"
1630G/F/S	5828	6856	213	193	44'2"	81"
18' Diameter 35 Degree Roof 40 Degree Hopper						
1805G/F/S	2080	2447	75	70	20'9"	41"
1810G/F/S	3161	3719	115	105	25'9"	46"
1815G/F/S	4242	4991	155	140	30'9"	51"
1820G/F/S	5324	6263	194	176	35'9"	61"
1825G/F/S	6405	7536	234	212	40'9"	71"
1830G/F/S	7488	8809	273	247	45'9"	81"
1835G	8100	10080	312	284	50'9"	91"
1840G	9122	11352	352	319	55'9"	101"
20' Diameter 35 Degree Roof 40 Degree Hopper						
2030G	8867	11035	342	310	47'10"	96"
2035G	10130	12606	391	355	52'10"	101"

Tonnage based on 62lbs./cu.ft.



STANDARD FEATURES ON ALL CONCEPT BINS

- 27" Top Opening / 29" Spring Loaded Vent Lid
- Ladder With Safety Grip
- 28" Gate To Ground Clearance
- 360° Adjustable Rack & Pinion Slide Gate
- Minimum 10 & 12 Gauge Steel

ADDITIONAL FEATURES ON FERTILIZER BINS

- Standard Stainless Steel Slide Gate
- Interior 2 Part Epoxy Paint

ADDITIONAL FEATURES ON SEED BINS

- 36" Gate to Ground Clearance

ALSO AVAILABLE: 55 DEGREE STEEP CONE HOPPERS

Feed Bin Specs

Model	Bushels	Cubic Ft	Imp. Tons	Metric Tons	Bin Height
7' Diameter 35 Degree Roof 55 Degree Hopper					
705	255	290	6	5.4	14'3"
710	419	480	9.6	8.7	19'3"
8' Diameter 35 Degree Roof 55 Degree Hopper					
805	335	400	7.8	7.1	14'6"
810	547	644	12.9	11.7	19'6"
815	759	895	17.9	16.2	24'6"
9' Diameter 35 Degree Roof 55 Degree Hopper					
905	441	520	10.5	9.4	15'6"
910	712	838	16.8	15.2	20'6"
915	983	1156	23.1	21	25'6"
10' Diameter 35 Degree Roof 55 Degree Hopper					
1005	569	670	13.5	12.2	16'8"
1010	903	1063	21.3	19.3	21'8"
1015	1237	1455	29.1	26.4	26'8"
12' Diameter 35 Degree Roof 45 Degree Hopper					
1205	806	949	19	17.2	17'
1210	1287	1514	30.3	27.5	22'
1215	1768	2080	41.6	37.7	27'

Tonnage based on 40lbs./cu.ft.



“
 The effort that Concept put in to finding the best solution for Panther Industries made the choice to use Concept an easy one. Working with the entire team got us an **amazing product** in a timely manner that exceeded expectations in **quality and cost** and was with Panther every step of the way and made the delivery and installation seamless.
Phil Jensen | Panther Industries



“
 We appreciate all the work you and your team put into our fertilizer and soymeal storage project. Your dedication, commitment and loyalty made the project a huge success.
Arnold | Lajord Colony

Commercial Projects

A family-owned company that punches above its weight class to deliver custom projects.

Now that's a Concept.

**Flour, Sand, Cement, Industrial, Brewery, Soy, Split Bins...
 You dream it. We'll build it.**

Our custom design team combines expert insights and innovative engineering to deliver on-time, on budget and on point projects.

Governed by a commitment to quality and customer service, we've quickly become the industry's "go to" custom storage solution provider.

“
 The bin design was **very well thought out** with attention to detail as the larger hole on top makes setting up the auger **super easy**. The adjustable crank being a standard feature was an added bonus.
Jeff Calder | Farmer



Contact Our Sales Team Today



Stainless Worry Less. Maintain Less.

Stainless steel construction provides rust-free, maintenance-free storage for your liquid fertilizer and looks incredible on your yard. Stainless – an investment that will yield peace of mind for generations to come.

Specifications

Model	US Gallon	IMP Gallon	Diameter	Eave Height
SS1235	30000	25000	12'	35'
SS1230	25600	21300	12'	30'
SS1225	21600	18000	12'	25'
SS1220	17100	14200	12'	20'
SS1215	12700	10600	12'	15'
SS1135	24700	20600	11'	35'
SS1130	21100	17600	11'	30'
SS1125	17700	14700	11'	25'
SS1120	14335	11900	11'	20'
SS1115	10700	8900	11'	15'
SS1025	14800	12300	10'	25'
SS1020	11900	9900	10'	20'



Standard Features

- 24" Reinforced Manway
- Two 4" Couplers with Plugs
 - 3/4" Sight Tube
 - 2 Lift Lugs
 - 4 Anchor Tabs



204.325.6960 | sales@conceptbins.com

Fuel Tanks



Specifications

Model	US Gallons	Litres	Diameter	Eave Height
Single Wall				
810SW	4,000	15,140	8'	10'
815SW	5,500	20,817	8'	15'
1210SW	8,500	32,173	12'	10'
1215SW	12,500	47,313	12'	15'
1220SW	17,000	64,345	12'	20'
1320SW	21,500	81,375	13'	20'
1325SW	27,000	102,195	13'	25'
1330SW	32,000	121,120	13'	30'
Double Wall				
815DW	5,500	20,818	8'	15'
1210DW	8,500	32,173	12'	10'
1215DW	12,500	47,415	12'	15'
1315DW	15,000	56,775	13'	15'
1317DW	19,000	71,915	13'	17'6"



* Pumps, pipes and plumbing not included

Standard Features

- Ladder with Safety Grip
 - 2 Lift Lugs
 - Atmospheric Vent
 - Emergency Vent
 - 24" Manway
- Epoxy Primed & Urethane Top Coat
 - 3" Bottom & Top Fill Access



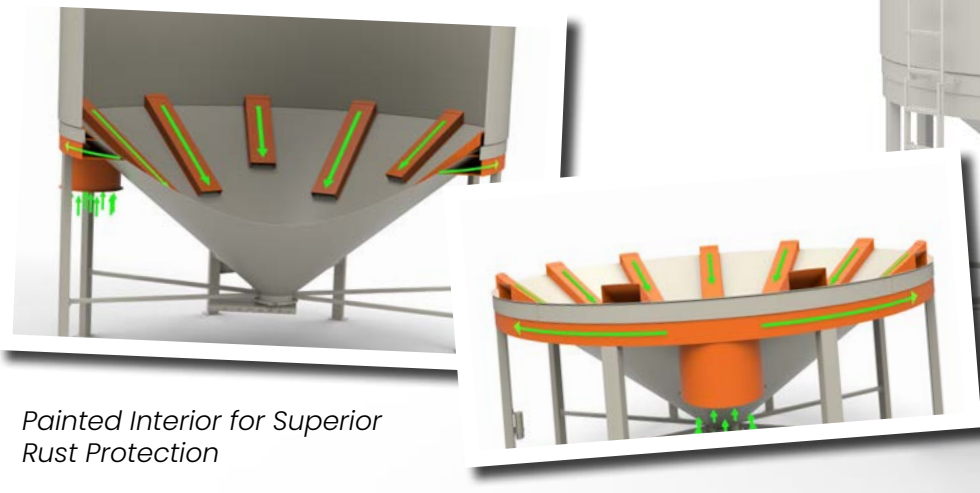
Excellent bins. The delivery guys were awesome. Thank you very much.

B Roder | Roder Farms

AIRPRO 2.0

A New Standard for Efficiency & Durability.

Air flows 360° around the outside perimeter of the hopper, then moves into the bin and down the cone through formed channels, providing efficient air distribution. This second-generation aeration system can now be installed in a multi-purpose bin. Painted channels are bolted in after the internal hopper has been epoxy-coated, preventing internal rust and corrosion.



Additional Safety Options

Our bins boast the widest skid base on the market, include anti-slip ladder rung wraps, and are constructed to exceed industry standards. Other safety options include:



Lock Out Manway

Ladder Cage

Wrap Rail / Handrail

Options

With world-class innovation and extras built into every bin, they're already engineered for life on your farm.


Need more? Here are some of our most popular options.




Bean Ladder



Auger Boot




Manway



Pokehole



Sightglass



Vent Pipe



Airpro Fan Inlet



Roof Vent



Skid



Slidegate



Manhole



Top Lid Lever Assembly

- Aeration Fans
- Rocket Air
- Horizontal Tube Aeration
- Fan Mount Brackets
- Transition Plates/Funnels (Aeration)
- Lift Hooks
- Inside Ladder
- Pail Spout
- Vibrator Brackets
- Air Jets
- Fill Pipe
- Chain Wheel
- Catwalks
- Inset Legs
- Ladder Lock Out

DELIVERED WITH EXCELLENCE



GET IN
TOUCH



📍 346 Kimberly Rd. Winkler, MB R6W 0H7
☎ 431-244-4960
@ sales@conceptbins.com
🌐 www.conceptbins.com

